

SPECIFICATION
OF
PHOTOVOLTAIC MODULE

Type LA721G108S

Jun. 14, 1994



PREPARED BY Y. Higashi

CHECKED BY S. Inoue

APPROVED BY N. Kitamura

KYOCERA CORPORATION

KYOTO, JAPAN

SPECIFICATION OF PHOTOVOLTAIC MODULE

1. APPLICATION

This specification is applicable for photovoltaic module LA721G108S.

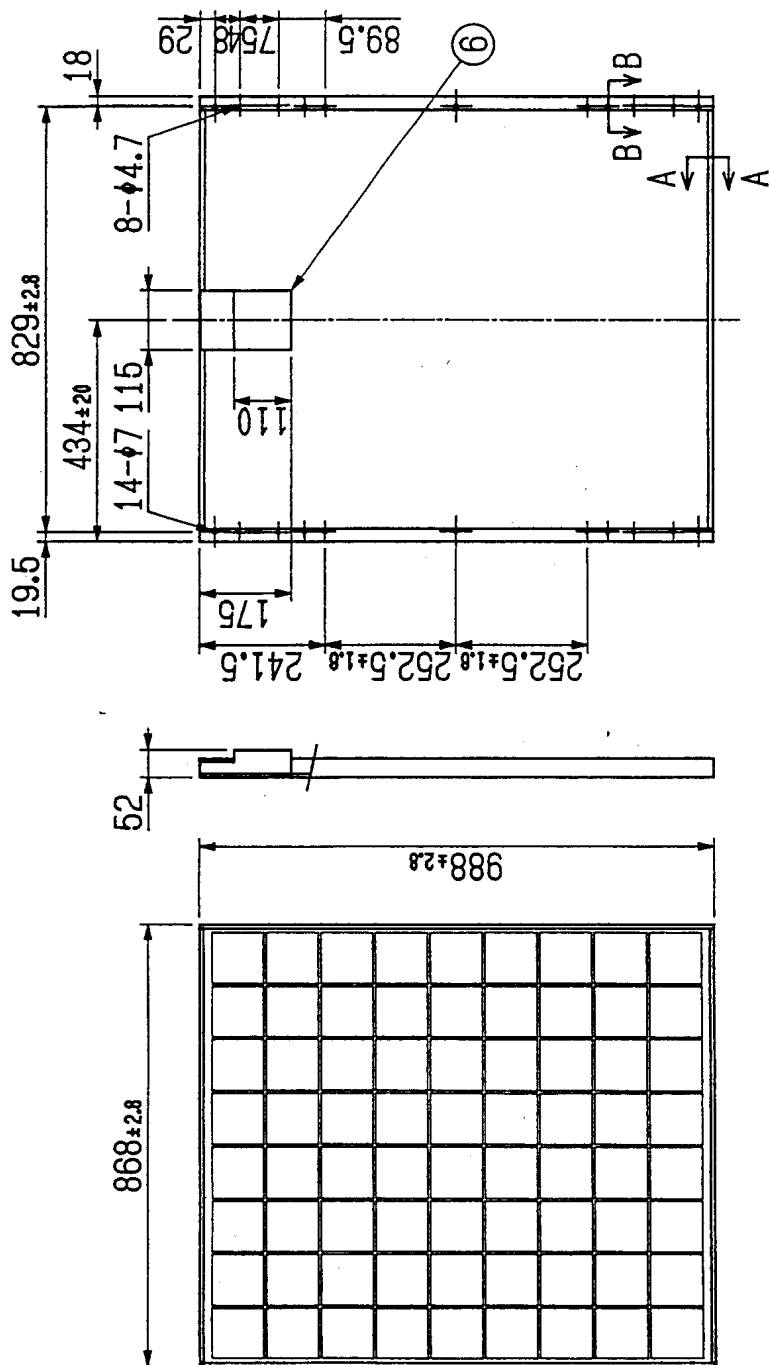
2. ELECTRICAL SPECIFICATION

| Characteristics | Typ. |
|-------------------------------------|---|
| Maximum power (Pmax) | : 108.2 W \pm 5 % |
| Short circuit current (Isc) | : 3.35 A |
| Open circuit voltage (Voc) | : 43.0 V |
| Maximum power current (Ipmax) | : 3.20 A |
| Maximum power voltage (Vpmax) | : 33.8 V |
| Maximum system open circuit voltage | : 800 V |
| -Test condition | : Cell temperature 25°C Irradiance AM1.5 , 1 kW/m ² |

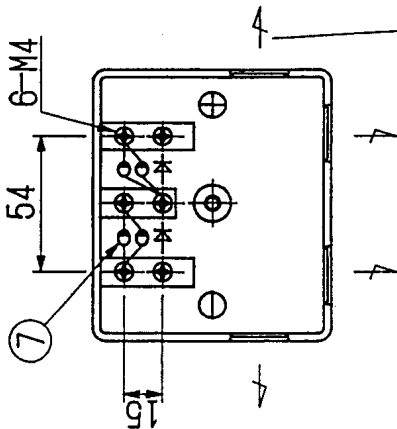
3. PHYSICAL SPECIFICATION

| | |
|-----------|-------------------|
| Dwg.No. | AC - 560041 |
| Dimension | 988 × 868 × 52 mm |
| Weight | 11.2 Kg |

| NO | DESCRIPTION (部品名) | QTY | MTL. (数量) | REMARKS (備考) |
|----|-------------------------------|-----|--------------|---|
| 1 | SOLAR CELL (太陽電池) | 72 | S1 | PSC100H |
| 2 | GLASS (ガラス) | 1 | | LOW-IRON TEMPERED (低鉄強化) |
| 3 | POTTANT (ポタント) | 1S | EVA | |
| 4 | BACK SHEET (バックシート) | 1 | PF/AL | |
| 5 | FRAME (フレーム) | 1S | AL | |
| 6 | JUNCTION BOX (ジャンクションボックス) | 1S | ABS | USABLE CABLE 0.0-8.0-8.0mm (適合ケーブル径 0.0-8.0mm) |
| 7 | BY-PASS DIODE (バイパスダイオード) | 4 | | |

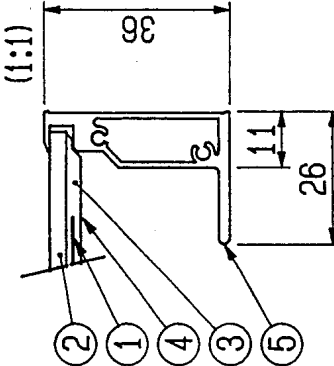


DETAIL OF JUNCTION BOX (1:2)
(ジャンクションボックス内部詳細)

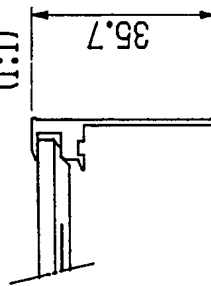


DIRECTION OF CABLE FEED-THROUGH
(ケーブル取出方向)

SECTION B-B (B-B 断面)



SECTION A-A (A-A 断面)



| | | | |
|---------------|--------------------|--------------|--------------|
| DESIGNED (設計) | Y. Nishii | NAME (名称) | SOLAR MODULE |
| CHECKED (検閲) | K. Shimamura | TYPE (型式) | (太陽電池モジュール) |
| APPROVED (承認) | N. Kitamura | | |
| SCALE (尺貫) | 1:10 (1:1, 1:2) | | |
| DATE (作日) | JUN. 14, 1994 | | |
| | | DWG No. (図番) | LA721G108S |
| | | | AC-560041 |

Unit (単位): 100mm