

KD205GH-2PU

High efficiency multicrystal photovoltaic module



EXAMPLES OF APPLICATION

- Grid-connected systems, for e.g.
 - Residential solar power systems
 - Public and industrial solar power systems
- Solar power stations



CUTTING-EDGE TECHNOLOGY

Exhaustive research work and continuous further development of production processes enable the integrated Kyocera high-performance solar cells with a standard size of 156 mm x 156 mm to achieve over 16 % efficiency, guaranteeing an extremely high annual yield of energy from the photovoltaic system.

To protect against the harshest weather conditions, the cells are embedded between a reinforced glass covering and EVA foil, and are sealed with a PET foil backing. The laminate is set in a sturdy aluminium frame which is easy to assemble. Our warranty covers a surface load of 2,400 N/m², but (in addition to that), the module even passed TÜV certification test IEC 61215 ed. 2 with the test condition of 5,400N/m².

The junction box on the module backside is equipped with bypass diodes that eliminate the risk of the individual solar cells overheating (hot spot effect). Many series-connected photovoltaic modules can be easily wired using pre-assembled solar cables and multi-contact plugs.

Kyocera manufactures all the components at its own production sites – without buying in semi-finished products – to ensure consistently high product quality.

TUVdotCOM Service: Internet platform for tested quality and service
 TUVdotCom-ID: 0000023299
 IEC 61215 ed. 2, IEC 61730 and Safety Class II
 Kyocera is ISO 9001 and ISO 14001 certified and registered.

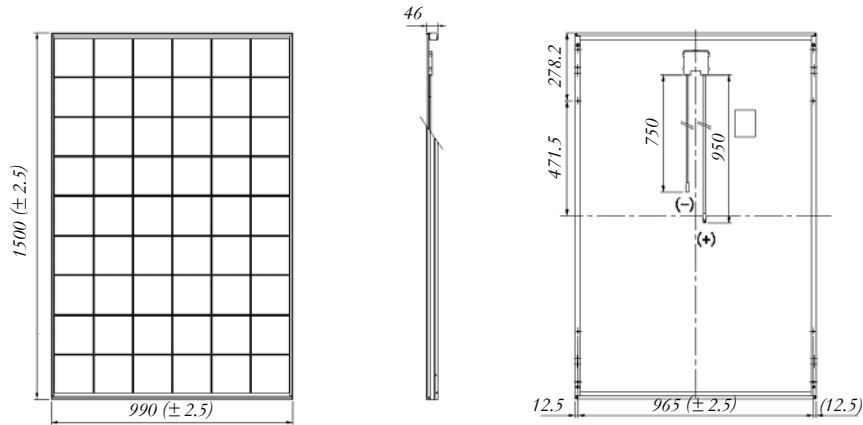


**KYOCERA
SOLAR**

We care!

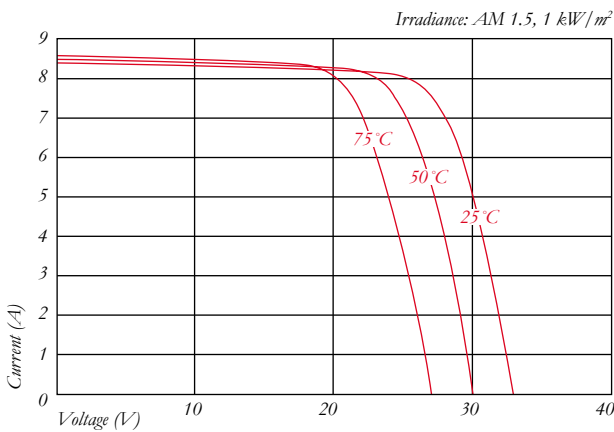
SPECIFICATIONS

in mm

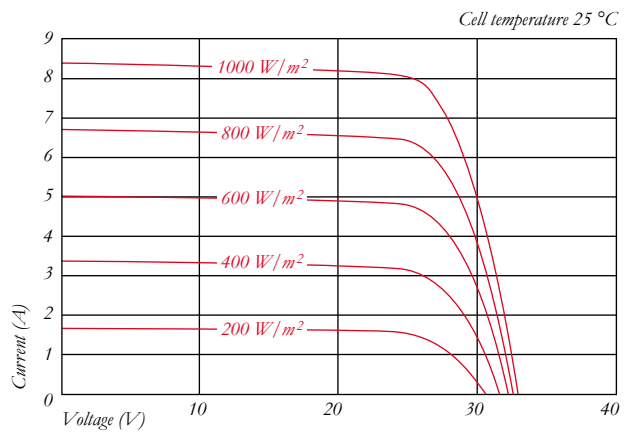


ELECTRICAL CHARACTERISTICS

Current-Voltage characteristics at various cell temperatures



Current-Voltage characteristics at various irradiance levels



ELECTRICAL PERFORMANCE

PV Module Type	KD205GH-2PU	
At 1000 W/m² (STC)*		
Maximum Power	[W]	205
Maximum System Voltage	[V]	1000
Maximum Power Voltage	[V]	26.6
Maximum Power Current	[A]	7.71
Open Circuit Voltage (V _{OC})	[V]	33.2
Short Circuit Current (I _{SC})	[A]	8.36
At 800 W/m² (NOCT)**		
Maximum Power	[W]	145
Maximum Power Voltage	[V]	23.5
Maximum Power Current	[A]	6.17
Open Circuit Voltage (V _{OC})	[V]	29.9
Short Circuit Current (I _{SC})	[A]	6.82
NOCT	[°C]	49
Power Tolerance	[%]	+5 / -5
Maximum Reverse Current I _R	[A]	15
Series Fuse Rating	[A]	15
Temperature Coefficient of V _{OC}	[V/°C]	-1.20x10 ⁻¹
Temperature Coefficient of I _{SC}	[A/°C]	5.01x10 ⁻³
Temperature Coefficient of Max. Power	[W/°C]	-9.34x10 ⁻¹
Reduction of Efficiency (from 1000 W/m ² to 200 W/m ²)	[%]	6.0

DIMENSIONS

Length	[mm]	1500 (±2.5)
Width	[mm]	990 (±2.5)
Depth / incl. Junction Box	[mm]	46
Weight	[kg]	18
Cable	[mm]	(+)950 / (-)750
Connection Type	MC PV-KBT3 / MC PV-KST3	
Junction Box	[mm]	100x108x15
IP Code	IP65	

GENERAL INFORMATION

Performance Guarantee	10*** / 20 years****
Warranty	5 years

CELLS

Number per Module	54
Cell Technology	polycrystalline
Cell Shape (square)	[mm] 156x156
Cell Bonding	3 busbar

* Electrical values under standard test conditions (STC): irradiation of 1000 W/m², air mass AM 1.5 and cell temperature of 25 °C.

** Electrical values under normal operating cell temperature (NOCT): irradiation of 800 W/m², air mass AM 1.5, wind speed of 1 m/s and ambient temperature of 20 °C.

*** 10 years on 90% of the minimally specified power P under standard test conditions (STC).

**** 20 years on 80% of the minimally specified power P under standard test conditions (STC).

Your local Kyocera dealer:

**KYOCERA
SOLAR**

We care!

**KYOCERA Fin ceramics GmbH
Solar Division**
Fritz-Mueller-Straße 27
73730 Esslingen/Germany
Tel: +49 (0)711-93 93 49 99
Fax: +49 (0)711-93 93 49 50
E-Mail: solar@kyocera.de
www.kyocerasolar.de